

## Norfolk Standing Advisory Council on Religious Education

### ANNUAL REPORT 2012-13



## **Introduction by the Chair of Norfolk SACRE**

### Report to SACRE from James McGarry

This has proved to be a difficult year for all those involved in the provision of quality Religious Education. Despite the many obstacles that seem to have been placed in our way, Norfolk SACRE has continued to maintain a positive and responsible approach to its statutory duties. We have endeavoured to ensure a high standard of collective worship and we have supported the effective teaching of RE in Norfolk schools. Our duties have always been executed with care and consideration and we have been sensitive to the needs of both institutions and individuals.

The Council continues to reflect the growing diversity of our County and its members bring a wealth of knowledge, experience and intelligence. We believe that we represent all major Faith Communities, Schools and County Councillors and our meetings continue to be marked by exemplary levels of debate, wisdom and understanding. We have shared goals that motivate and underpin all that we undertake.

Following the successful launch of the Revised Agreed Syllabus, this year has seen us focus on its effective implementation. Workshops have taken place throughout the county to ensure that teachers become familiar with this enquiry based programme so that they can use it with ease in the classroom to ensure that quality RE is taking place. We are pleased to report that we have had extremely positive reactions both locally and nationally, a reflection of the hard work that went into its preparation. We feel justifiably proud of the end results.

Another important initiative has been the introduction of the RE Quality Mark which has been successfully achieved by the following schools: Flegg High, Thurton VC CE, St Michael's VA CE, Archbishop Sancroft High, Northgate High and Cawston CE. We see this as an encouraging sign of the efforts being taken to improve standards of RE in Norfolk. We see the support and encouragement of good RE at KS2 as a priority in the coming year and hope to develop programmes which will stimulate teachers to feel comfortable in their delivery of effective RE lessons.

We continue to monitor exam results and hope that we will have some stability once governmental policies have become clearer and more established. We are strenuously opposed to any changes that might be construed as 'watering down' the content and value of the RE GCSE. To this end we are trying to strengthen and clarify our relationship with academies by offering them our services of guidance and advice.

It has been a turbulent year for membership of the council. With the local elections came the sad loss of several of our dedicated County Councillors. To those who have lost their seats and to those who feel they can no longer serve on the SACRE, we express our sincere gratitude. We have also noted with great sadness the retirement from the Council of our Jewish representative Shelagh Phillips. Shelagh has been a stalwart of the SACRE and she has been tireless in all that she has undertaken on our behalf. Her wisdom and insights will be sadly missed. Regretfully, we have also lost Alokadhara Haworth our Buddhist representative. Above all we will suffer from the absence of Kathryn Wright who has served so diligently as Advisor to SACRE and County RE Advisor. Kathryn has taken up a position with the Diocese of Norwich and will still be a member of SACRE but we will no longer benefit from her perspicacious advice, organisational skills and profound knowledge of RE at a national level. The inspiration which she brought to our deliberations will be greatly missed. We are delighted to welcome Corinne Riddell Croft as her replacement.

I am pleased to commend this report to you and assure you of our continued dedication despite the many obstacles we will have to face if we are to execute our responsibilities productively.

## 1. Standards and Quality of provision of RE

Ongoing monitoring and review of schools RE examination performance and consideration of relevant external reports enables SACRE to continue to fulfill its statutory duty to ensure high quality RE provision is delivered in Norfolk schools. The introduction of the Quality Mark opportunity for schools, and use of external guidance in the form of the RE Council Review and a NASACRE paper on collective worship, both of which reinforce the importance of RE as a curriculum subject provide teachers with ideas to help plan lessons. In October 2012 SACRE officially launched the new syllabus introducing the concept of enquiry based learning for RE . Training was provided and professional update material followed in the Summer term. The new approach will help schools establish a good curriculum map for RE. SACRE also drafted its own Development Plan and, once finalized, this should be a useful tool for the future to help support and improve RE teaching in all schools. Greater practical involvement with schools perhaps in the form of visits by faith representatives may be possible in the future.

### a. Involvement with Schools

The RE adviser has continued to support schools comprehensively with information, guidance, newsletters and training opportunities. Training on the enquiry based approach required for the new syllabus use was well attended.

Generally communication and contact with primary schools continues to be more frequent than that with secondary schools and academies. SACRE is exploring new options to fulfill its statutory obligation to oversee the RE provision for all school pupils in Norfolk .

### b. Examination Results

#### GCSE (KS4) Short Course

Year	Cohort	Norfolk A/A*	National A/A*	Norfolk A* - C	National A* - C	Norfolk A* - E	National A* - E
2013	3220	8.4	15.2	38.5	50.0	71.7	78.6
2012	3988	10.7	18.5	47.8	53.8	79.2	81.3
2011	4345	12.9	16.9	48.2	51.8	76.8	79.6
2010	4787	15.0	15.6	51.8	52.3	80.4	80.7
2009	4474	13.2	15	49.8	54.3	82.1	81.8
2008	4265	13.4	15	48.6	53.7	78.0	80.0
2007	3957	11.6	14.6	48.3	53.4	80.0	80.0
2006	3984	13.7	15.1	50.0	54.1	82.0	81.0

## GCSE (KS4) Full Course

Year	Cohort	Norfolk A/A*	National A/A*	Norfolk A* - C	National A* - C	Norfolk A* - E	National A* - E
2013	3217	25.6	28.9	65.4	72.2	88.1	91.0
2012	2157	30.9	32.1	70.3	73.7	90.2	91.9
2011	1724	28.8	31.8	73.1	73.2	92.2	91.5
2010	1261	28.7	29.0	72.4	72.1	90.5	91.3
2009	1332	25.9	29.4	69.7	71.9	91.8	91.4
2008	1422	23.5	29.0	66.5	72.5	91.0	91.0
2007	1314	24.1	27.9	67.9	71.5	89.0	90.0
2006	933	29.9	26.3	77.0	70.6	95.0	90.0

( All data was obtained from EPAS )

For the third successive year , at GCSE level, there has been both a decrease in entries to the short course and an increase in entries for the full course. From 2012 to 2013 the short course decrease is 19.3% and the full course increase is 49.1%. The percentage success rate for each band of grades continues to be below the National level, the most significant downturn being for the A/A\* band for the short course. This may be explained by the shift of higher achieving pupils to the full course leaving a short course cohort who tend to have lower achievement levels.

Overall there has been an increase in number of pupils sitting a Religious Studies exam which is encouraging. The increase in full course entries suggests that RE departments are continuing to attract more pupils to the subject.

## AS and A2 (KS5) Results

AS	Norfolk			National			
	Year	Entries	% A - B	% A - E	Entries	% A - B	% A - E
	2013	88	36.9	84.9	4767	28.7	85.2
	2012	86	22.1	74.4	5351	29.8	86.5
	2011	68	27.9	91.2	5026	30.1	88.8
	2010	57	38.6	91.2	4704	30.1	88.0
	2009	26	34.6	96.2	4645	30.8	88.9

A2	Norfolk			National			
	Year	Entries	% A - B	% A - E	Entries	% A - B	% A - E
	2013	218	54.2	100.0	12913	51.5	99.9
	2012	187	43.9	100.0	12692	52.1	99.9
	2011	171	56.1	98.8	12501	52.5	99.5
	2010	176	50.6	98.9	11447	50.2	99.4
	2009	171	64.9	99.4	11492	52.7	99.5

( All data was obtained from EPAS )

KS5 results show very positive trends. At AS level the number of entries is similar to 2012 but the achievement level for A/B grades is better at both Norfolk and National level. At A2 level the 16.5% increase in entries also produced a significant increase in the A/B pass rate and also is above the National achievement level.

### **Graphs for the 2013 results can be found in Appendix 2**

#### **c. Complaints**

There were no complaints received this year.

#### **d. Initial Teacher training**

There is the likelihood that there will be fewer, if any, RE places on Initial Teacher Training courses in Norfolk. Input on RE continues to be given to Primary trainees on the Schools Direct and SNITT programmes.

#### **e. Professional Development**

Both advisers to SACRE continued to provide CPD on the new Agreed Syllabus, mainly through the cross-phase RE professional meetings, one in Norwich and one in Kings Lynn.

## **2. Management of SACRE**

The full Council met four times during 2012-13 on the following dates:

9<sup>th</sup> October 2013 Norwich PDC

5<sup>th</sup> February 2013 Norwich PDC

30<sup>th</sup> April 2013 Friends Meeting House, Norwich

11<sup>th</sup> July 2013 West Norfolk PDC

A number of people changes took place in the year :

David Orsborne retired and Paul Hoey took up the position of Clerk to the Norfolk SACRE.

LA Adviser Kathryn Wright stepped down at the end of the year and a new Adviser, Corinne Riddell Croft will be in post for 2013-14.

Ruth Foster took over from Julia Idiens as Assistant Clerk to SACRE.

The Attendance at SACRE meetings has continued to be very good and a number of new members were appointed through the year The four yearly County Council elections took place in May 2013 and as a result three of the four County Councillor members of SACRE changed.

The SACRE development group met four times in the year between full Council meetings.

### **3. The New RE Syllabus**

Last year the revised RE Syllabus was adopted by Cabinet in May , became statutory in September , and was distributed to all schools in June 2012 together with detailed information about the new enquiry based learning approach and exemplars for Key Stages 1 – 3.

Further professional guidance was sent to all schools in November of the 2013 academic year. This focused on concepts and planning using the assessment criteria.

### **4. Collective Worship**

There were no courses held in the county on collective worship, but the Dioceses continued to offer regular training for church and non -church schools.

### **5. Contribution of SACRE to social and racial harmony, and community cohesion**

The Muslim representative on SACRE is involved with the Norwich Peace Camp and Peace One Day projects which are advertised to schools through the E Courier Service. Members of SACRE visit schools, and many have attended training on the agreed syllabus to meet with and talk to teachers.

SACRE increasingly receives information from a wide range of faith communities which is then circulated to schools.

## **Appendix 1 : SACRE Membership 2012-13**

### **Committee A:**

Shan Barclay	Masha Smith
Alokadara Haworth	Gayatri Verma
Ujjal Sing Kular	Natasha Willkinson
James McGarry (Chair)	Michelle Woodhouse
Simon Oldfield	Robert Ogden
Shelagh Phillips	
Jane Green (was Norris)	
David Knighton	

### **Committee B:**

Shirley Buxton  
Juliet Corbett  
Gill Hipwell  
Shirley Hall

### **Committee C:**

Melinda Derry (to Oct 2012)  
Clive Foden  
Pat George  
Russell Hammond  
Sue Paice  
Tom Pull (from May 2012)  
Helen Hitchens

### **Committee D:**

CLlr Bert Bremner  
CLlr Dr Marie Strong (to May 2013)  
CLlr Paul Rice (to Oct 2012)  
CLlr Tony Wright (to May 2013)  
CLlr Alexandra Kemp (from June 2013)  
CLlr Deborah Gihawi (from June 2013)  
CLlr Margaret Sommerville (from June 2013)

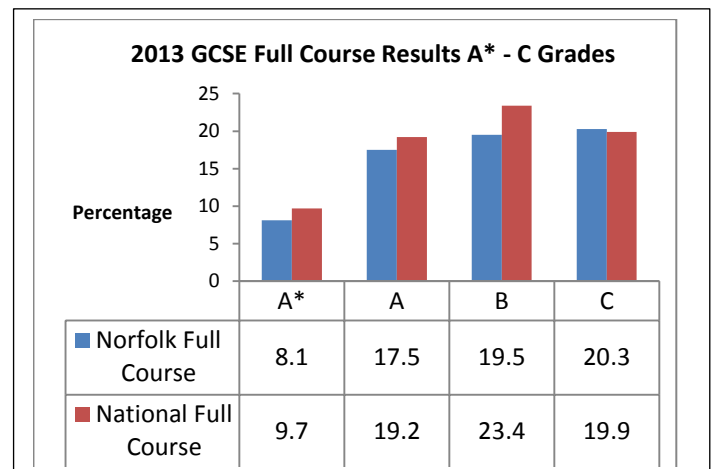
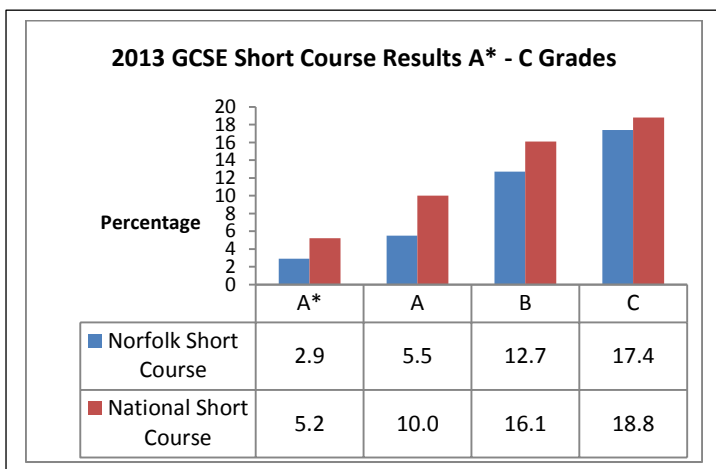
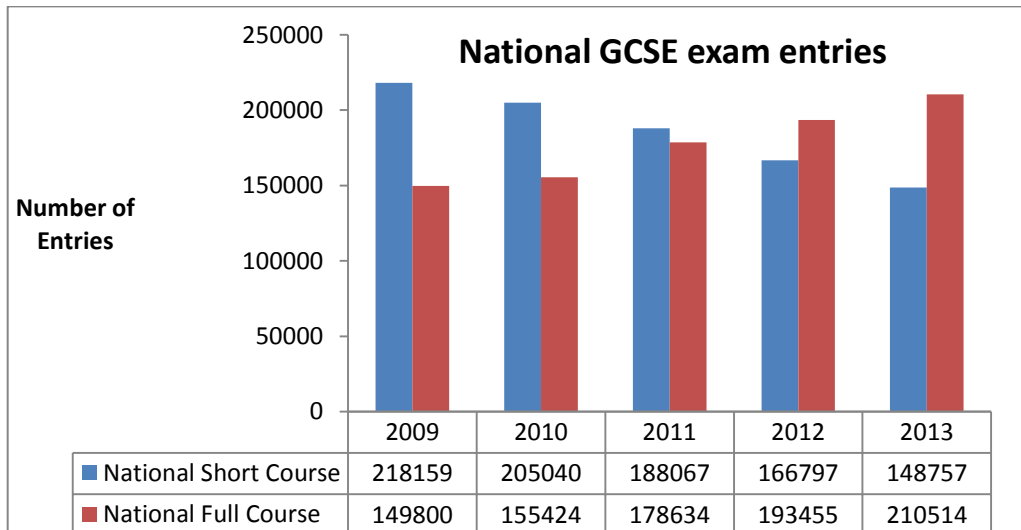
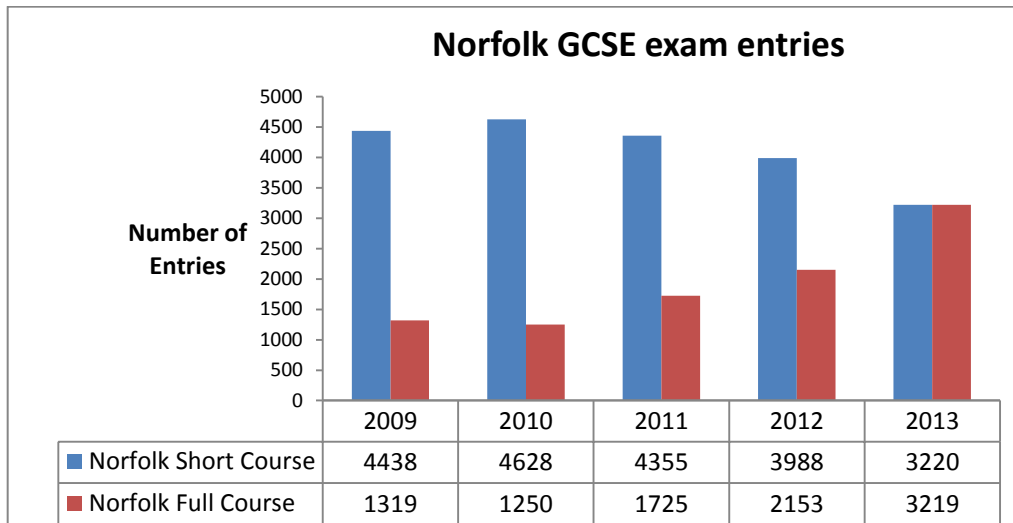
### **Co-opted:**

Jackie Watson

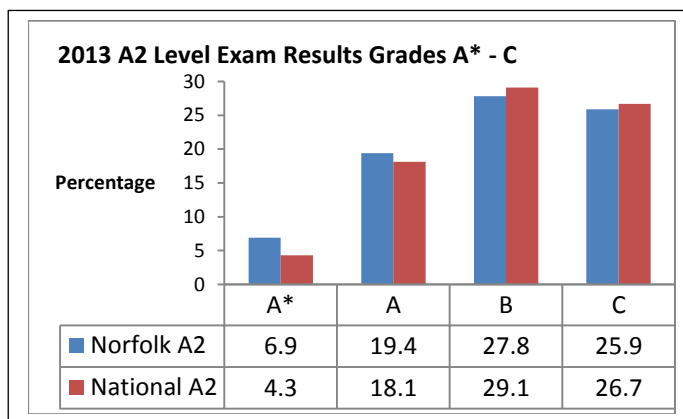
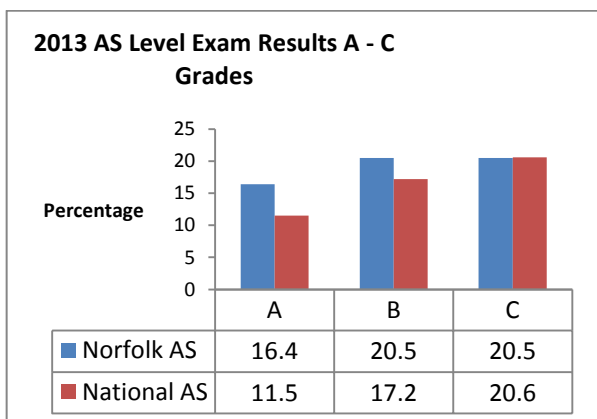
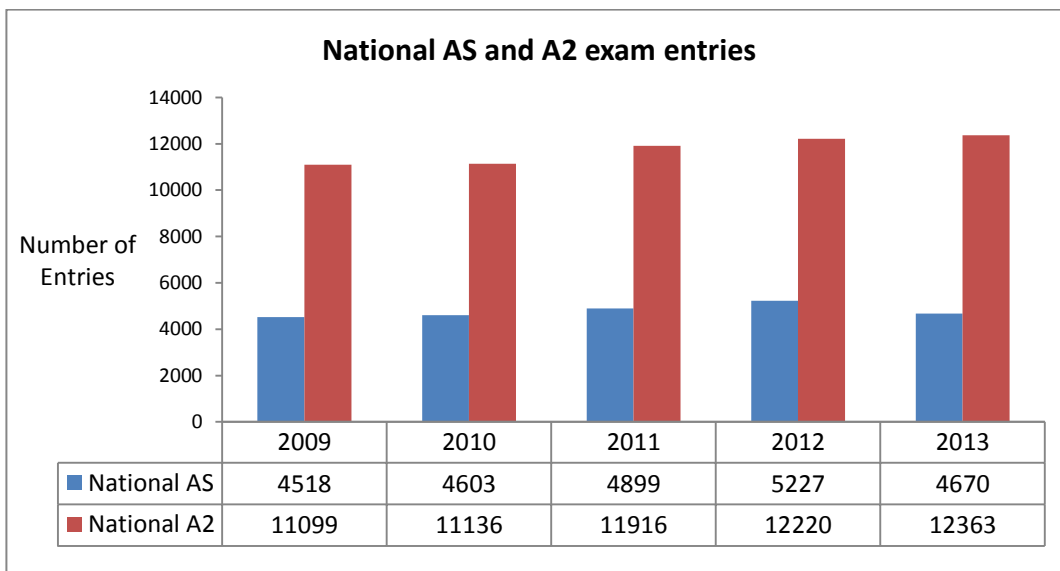
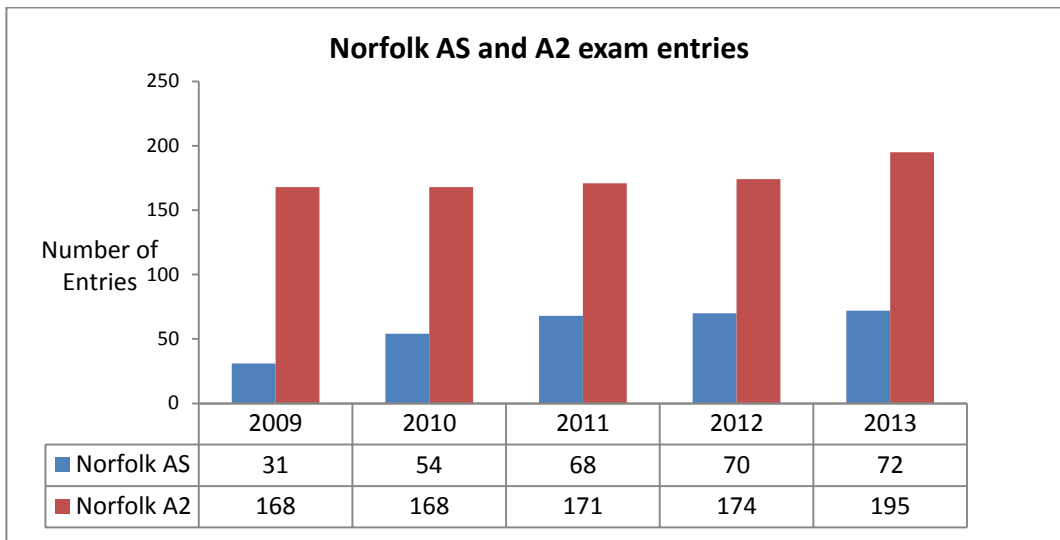
### **Officers:**

David Orsborne: Clerk to SACRE (to Nov 2012)  
Paul Hoey : Clerk to SACRE (from Dec 2012)  
Kevin Blogg : LA Adviser  
Kathryn Wright: Adviser to SACRE

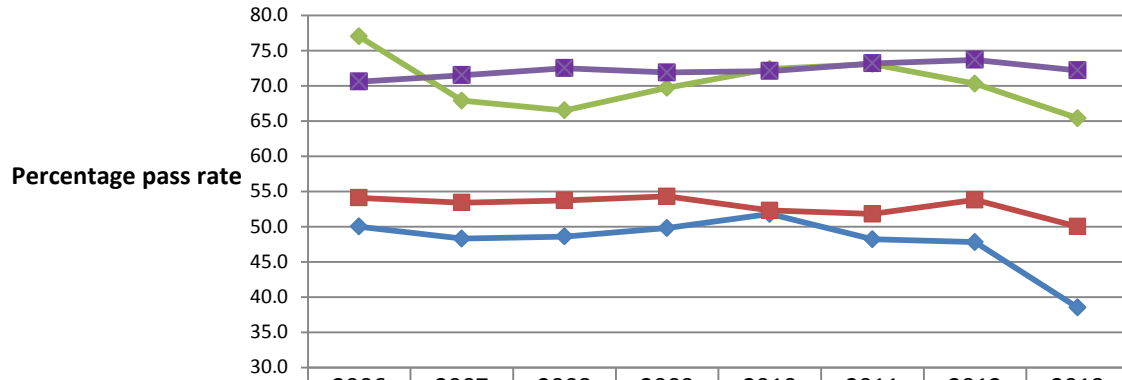
## Appendix 2 : Graphs of Examination Result data





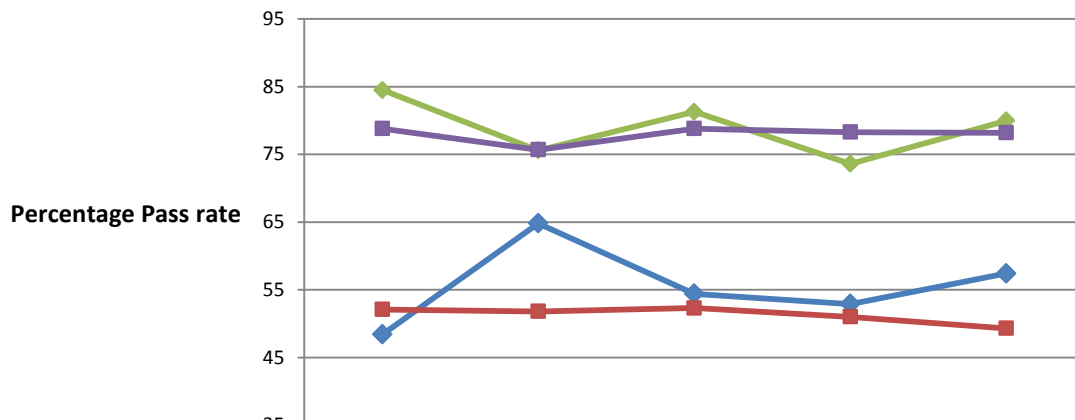


### Norfolk and National Trends for GCSE Results Grades A\* - C



	2006	2007	2008	2009	2010	2011	2012	2013
◆ Norfolk Short Course	50.0	48.3	48.6	49.8	51.8	48.2	47.8	38.5
■ National Short Course	54.1	53.4	53.7	54.3	52.3	51.8	53.8	50.0
◆ Norfolk Full Course	77.0	67.9	66.5	69.7	72.4	73.1	70.3	65.4
■ National Full Course	70.6	71.5	72.5	71.9	72.1	73.2	73.7	72.2

### Norfolk and National Trends for AS and A2 Results Grades



	2009	2010	2011	2012	2013
◆ Norfolk AS Course	48.4	64.8	54.4	52.9	57.4
■ National AS Course	52.1	51.8	52.3	51	49.3
◆ Norfolk A2 Course	84.5	75.6	81.3	73.6	80
■ National A2 Course	78.8	75.7	78.8	78.3	78.2